



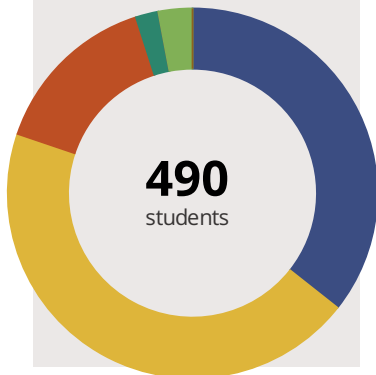
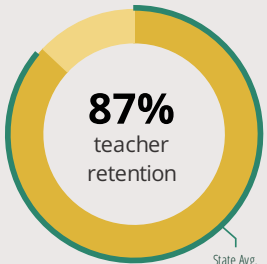
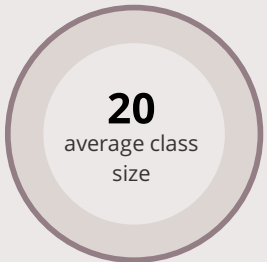
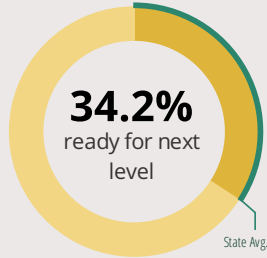
# MONEE ELEMENTARY SCHOOL

25425 S WILL CENTER RD MONEE, IL 60449 9814 (708) 367-2600

Grades: K-5  
District: CRETE MONEE CUSD 201U

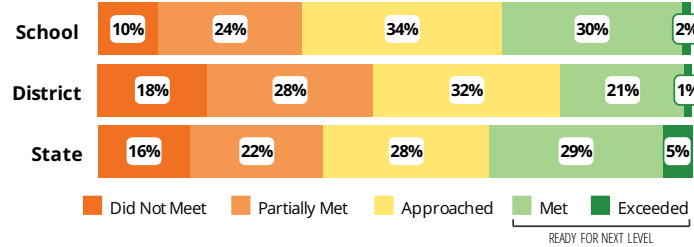
Principal: Mrs. Joann Jones  
Superintendent: Dr. Rochelle Clark

## FAST FACTS



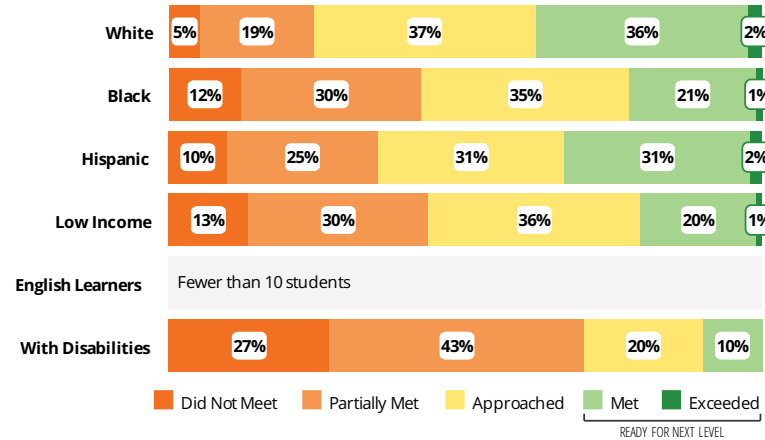
## Academic Success

All Illinois students in grades 3-8 take the PARCC assessment each year. High school students take the SAT in Math and English Language Arts.



## Success by Student Group

This display shows PARCC performance levels for each student group. No data is shown for groups with fewer than 10 students.

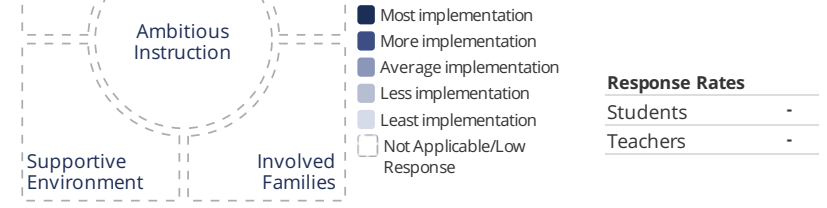


## Student Characteristics

White	36%	Low Income	57%
Black	45%	English Learners	2%
Hispanic	15%	With Disabilities	18%
Asian	2%	Homeless	3%
American Indian	0%		
Two or More Races	3%		
Pacific Islander	0%		

## School Environment

The **5Essentials Survey** allows students in grades 6-12 and all teachers to share their perspectives on essential conditions for learning. The anonymous survey consists of 5 components.

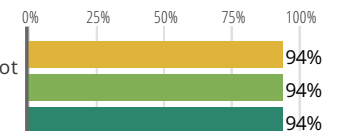


- Effective Leaders**  
Do principals and teachers implement a shared vision for success?
- Collaborative Teachers**  
Do teachers collaborate to promote professional growth?
- Ambitious Instruction**  
Are the classes challenging and engaging?
- Supportive Environment**  
Is the school safe, demanding, and supportive?
- Involved Families**  
Does the entire staff build strong external relationships?

## Student Attendance and Mobility

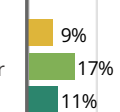
### Attendance Rate

Rate at which students are present at school, not including excused or unexcused absences



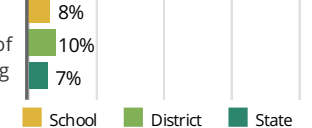
### Chronic Truancy Rate

Percentage of students who have been absent without valid reasons for 5% or more of regular school days



### Student Mobility

Percentage of students who transfer in or out of the school during the school year, not including graduates





# MONEE ELEMENTARY SCHOOL

## School Highlights

### Academic Courses

At Monee Elementary, we are committed to the success of all students. Our teachers utilize varied approaches to present academic content, acknowledging the different ways students learn. Technology is a focus this school year. Students are given the opportunity to access online learning programs to enhance their instruction.

### Physical Education, Health and Wellness

Physical Education classes are held three times weekly for all students. In addition to standards based concepts and activities, students are taught good sportsmanship, safety in participation, and appropriate responses during competitive situations.

### Other Programs and Activities

Blue Stem Books, Business Education Partnership, Conflict Resolution, Family Nights, IMSA, Mentoring Program, Monarch Books, Neighborhood Association Partnership, Parent Associations, Peace Circles, Safety Patrols, Student Ambassadors, Student Council/Government, Young Rembrandt's

### School Awards

Monee Elementary focuses on positive behavior and encourages all to be the best they can be. Highlights of incentives are: honor roll, positive phone calls and referrals, math masters, readers are leaders, character club, lunch/recess and bus incentives, perfect attendance, etc. Staff is recognized weekly, as well as during special occasions.

### Career Development Courses and Programs

### Athletics

Girls on the Run, Positive Exercise and Play (PEP)

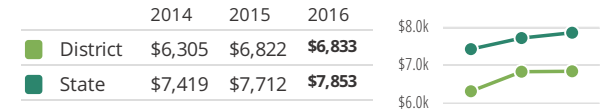
### School Personnel Resources

Assistant Principal, Bilingual Education Teacher, Paraprofessional, Reading Specialist, Reading Teacher, School Nurse, School Psychologist, School Social Worker, Special Education Teacher, Speech Language Pathologist-non teaching

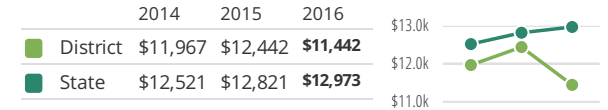
### Facilities

## District Finance

**Instructional Spending per Pupil** includes only the activities directly dealing with the teaching of students or the interaction between teachers and students.



**Operational Spending per Pupil** includes all costs for overall operations in this school's district, including Instructional Spending, but excluding summer school, adult education, capital expenditures, and long-term debt payments.



## Educator Measures

This school has had **1 principal(s)** over the past 6 years. In the last three years, an average of **87% of teachers** return to this school each year.

## FOR MORE INFORMATION

Visit [IllinoisReportCard.com](http://IllinoisReportCard.com) to see additional details about each item of information for this school. There you will find charts spanning multiple years, detailed explanations, resources, more of the school's programs and activities, and powerful tools that let you dig deeper into data.

Most of this data has been collected by ISBE from school districts through data systems. Some information, such as the School Highlights, is entered directly by principals and can be updated throughout the year.