

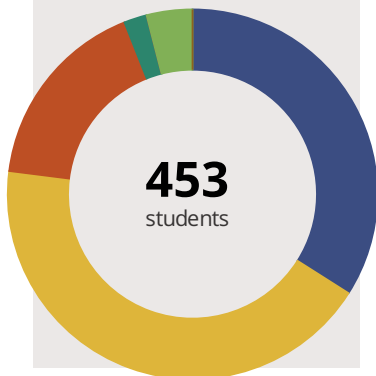
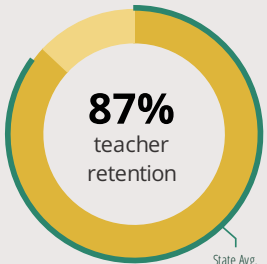
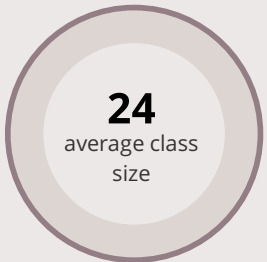
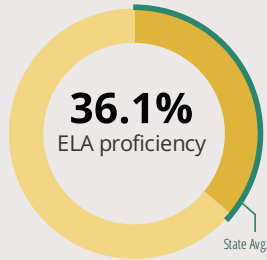
Monee Elementary School

25425 S Will Center Rd Monee, IL 60449 (708) 367-2600

Grades: K - 5
District: Crete Monee CUSD 201U

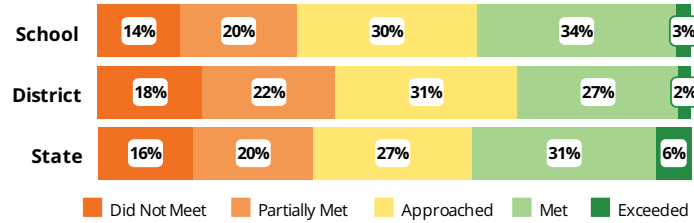
Principal: Mrs. JoAnn Jones
Superintendent: Dr. Kara Coglianese

FAST FACTS



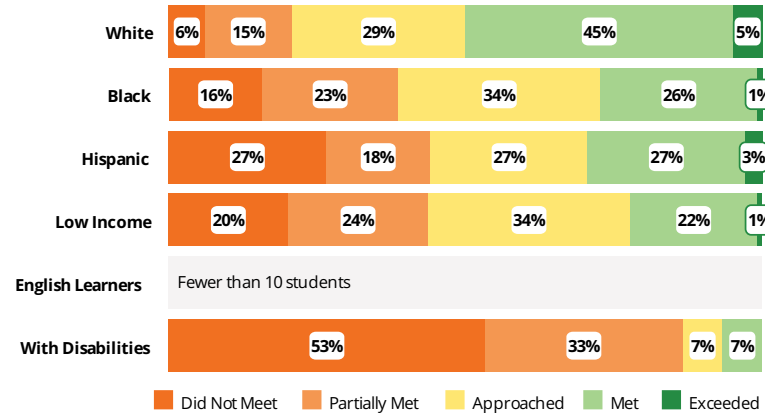
Academic Success

All Illinois students in grades 3-8 take the PARCC assessment each year. High school students take the SAT in Math and English Language Arts.



Success by Student Group

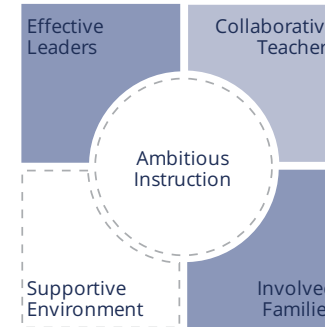
This display shows PARCC ELA performance levels for each student group. No data is shown for groups with fewer than 10 students.



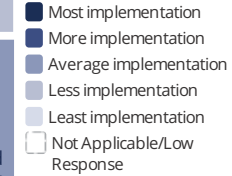
Student Characteristics

White	34%	Low Income	59%
Black	43%	English Learners	4%
Hispanic	17%	With Disabilities	17%
Asian	2%	Homeless	2%
American Indian	0%		
Two or More Races	4%		
Pacific Islander	0%		

School Environment



The **5Essentials Survey** allows students in grades 6-12 and all teachers to share their perspectives on essential conditions for learning. The anonymous survey consists of 5 components.



Response Rates

Students	-
Teachers	100%

Average Effective Leaders

Do principals and teachers implement a shared vision for success?

Less Collaborative Teachers

Do teachers collaborate to promote professional growth?

- Ambitious Instruction

Are the classes challenging and engaging?

- Supportive Environment

Is the school safe, demanding, and supportive?

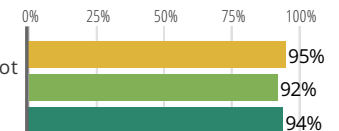
Average Involved Families

Does the entire staff build strong external relationships?

Student Attendance and Mobility

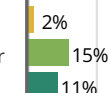
Attendance Rate

Rate at which students are present at school, not including excused or unexcused absences



Chronic Truancy Rate

Percentage of students who have been absent without valid reasons for 5% or more of regular school days



Student Mobility

Percentage of students who transfer in or out of the school during the school year, not including graduates





Monee Elementary School

School Highlights

Academic Courses

At Monee Elementary, we are committed to the success of all students. Our teachers utilize varied approaches to present academic content, acknowledging the different ways students learn. Technology is a focus this school year. Students are given the opportunity to access online learning programs to enhance their instruction.

Physical Education, Health and Wellness

Physical Education classes are held three times weekly for all students. In addition to standards based concepts and activities, students are taught good sportsmanship, safety in participation, and appropriate responses during competitive situations.

Other Programs and Activities

Blue Stem Books, Business Education Partnership, CIA (Characters in Action), Conflict Resolution, Family Nights, IMSA, Mentoring Program, Monarch Books, National Honor Society, Neighborhood Association Partnership, Parent Associations, Peace Circles, Safety Patrols, Student Ambassadors, Student Council/Government, Young Rembrandt's

School Awards

Monee Elementary focuses on positive behavior and encourages all to be the best they can be. Highlights of incentives are: honor roll, positive phone calls and referrals, math masters, readers are leaders, character club, lunch/recess and bus incentives, perfect attendance, etc. Staff is recognized weekly, as well as during special occasions.

Career Development Courses and Programs

Athletics

Girls on the Run, Positive Exercise and Play (PEP)

School Personnel Resources

Assistant Principal, Bilingual Education Teacher, Math Specialist, Paraprofessional, Reading Specialist, Reading Teacher, School Nurse, School Psychologist, School Social Worker, Special Education Teacher, Speech Language Pathologist-non teaching

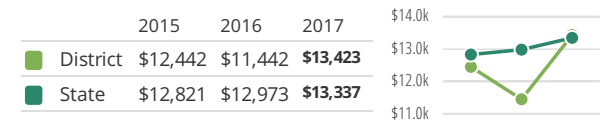
Facilities

District Finance

Instructional Spending per Pupil includes only the activities directly dealing with the teaching of students or the interaction between teachers and students.



Operational Spending per Pupil includes all costs for overall operations in this school's district, including Instructional Spending, but excluding summer school, adult education, capital expenditures, and long-term debt payments.



Educator Measures

This school has had **1 principal(s)** over the past 6 years. In the last three years, an average of **87% of teachers** return to this school each year.

FOR MORE INFORMATION

Visit IllinoisReportCard.com to see additional details about each item of information for this school. There you will find charts spanning multiple years, detailed explanations, resources, more of the school's programs and activities, and powerful tools that let you dig deeper into data.

Most of this data has been collected by ISBE from school districts through data systems. Some information, such as the School Highlights, is entered directly by principals and can be updated throughout the year.